

Towards the bottom of the page is the credit card secure submit section, where you enter your credit card information to be used to pay for this Equipment Value Forecaster request. Once this section is filled out, you click on the Place Order Button.

Additional information





Order notes (optional)



Notes about your order, e.g. special notes for delivery.

Your order

Product	Subtotal
Report Generation Product × 1	\$300.00
Subtotal	\$300.00
Total	\$300.00

Credit Card (Stripe)





Pay with your credit card via Stripe. TEST MODE ENABLED. In test mode, you can use the card number 4242424242424242 with any CVC and a valid expiration date or check the [Testing Stripe documentation](#) for more card numbers.

Card Number *

Expiry Date *

Card Code (CVC) *

Place order

BACK

You will be asked to confirm your order by clicking on the Generate Report button. After confirming the order request, your Equipment Value Forecaster report will be generated for you. The finished report will summarize your transaction details, a curve of the future values you requested and a grid of values over the term you specified. A sample report is provided below.